

# Mood 8 G3

## RECEIVER-IN-CANAL HEARING SYSTEM (RIC) WITH BATTERY SIZE 312



 **Audio Service**

### PRODUCT FEATURES

Receiver-in-Canal hearing system (RIC) with external receiver  
For open and closed fitting

### BASIC FEATURES

Dual Energy Technology: optionally usable with rechargeable battery<sup>1)</sup> or battery  
Battery compartment as on/off switch  
Rocker switch, can be programmed as a program button, on/off switch, volume control, tone control, Tinnitus noiser level up/down  
Level-dependent signal tones/melodies (activate/deactivate) for low battery voltage, program change, volume control, on/off function  
Telephone coil  
Personal-Color-Concept  
Audiomatic power-on delay (P) (activate/deactivate)  
IP67-certified

### OPTIONS



Charger Smart Power<sup>1)</sup>  
Audiostreamer Smart Connect  
Remote Control Smart Remote  
Smart Connect App  
Smart Remote App  
External receiver S with FOG = 45 dB<sup>2)</sup>  
External receiver M with FOG = 60 dB<sup>2)</sup>  
External receiver P with FOG = 70 dB<sup>2)3)</sup>  
Customized CLIC MOULD 2.0 (Open or Power)  
Click Domes (Open, Semi-open, Closed or Double)  
AutoPhone set

### PROGRAMMING ADAPTER

Adapter 312

Art.-No. 108 24 469

### HOUSING COLORS



### TECHNICAL FEATURES

24 signal processing channels / 12 frequency channels  
12 AGC channels / 12 MPO channels  
5 hearing programs  
Data Logging  
Wireless

- AudioLink
- Binaural synchronization
- Wireless audio input optional

### SIGNAL PROCESSING

Anti-Feedback system G3  
Noise Manager

- Adaptive noise reduction
- Wiener filter
- Adaptive wind noise reduction
- Impulse suppressor
- Auto-situation adaption

AudioTronic multi-microphone system

- Panorama
- Directional static
- Automatic
- Adaptive
- AudioSpot

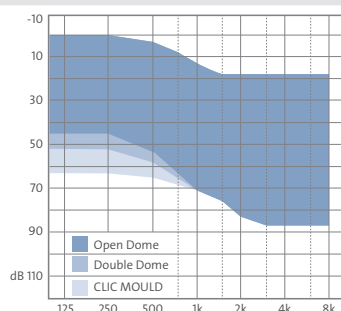
Frequency and dynamics concept

- TRC S
  - Selective frequency compression
- Programmable Tinnitus function

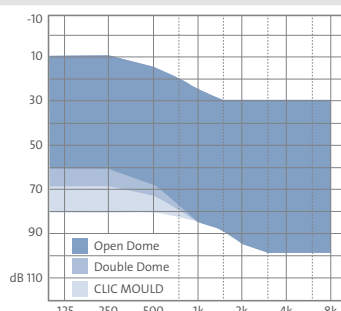
### AUTOMATIC FUNCTIONS

Acclimatic  
Comformatic

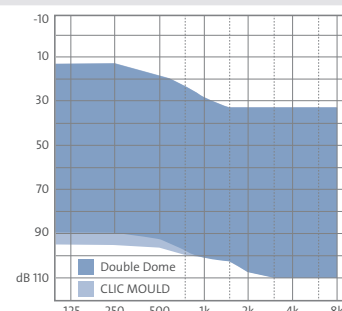
### FITTING RANGES



Fitting range external receiver 45 dB



Fitting range external receiver 60 dB



Fitting range external receiver 70 dB<sup>3)</sup>

<sup>1)</sup> We recommend using rechargeable batteries only with the 45 dB receiver and up to a maximum of 12 hours wear per day.

<sup>2)</sup> measured in accordance with IEC 60118-7:2005 and ANSI S3.22-2009

<sup>3)</sup> 70 dB measured with CLIC MOULD 2.0, values vary if domes are used for fitting

P = Patent

# Mood 8 G3

Gain 45 dB

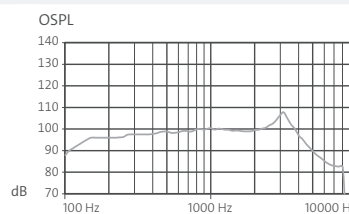


 **Audio Service**

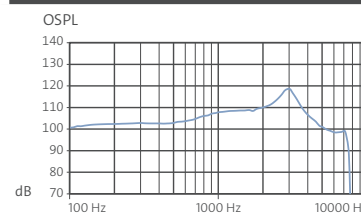
## MAXIMUM OUTPUT

Input: 90 dB

IEC 60118-7:2005<sup>4)</sup>  
ANSI S3.22-2009<sup>4)</sup>

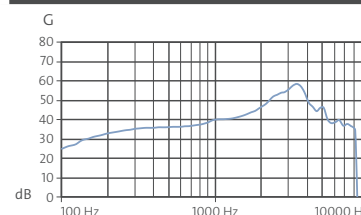
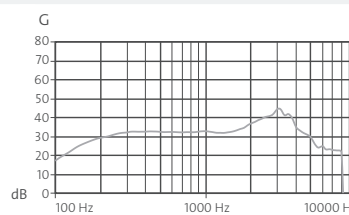


IEC 60118-0<sup>5)</sup>



## MAXIMUM GAIN

Input: 50 dB



## TECHNICAL INFORMATION

### SATURATION OSPL 90

Peak value at 90 dB	108 dB	118 dB
1,600 Hz (RTF)	99 dB	109 dB
HFA (High Frequency Average)	100 dB	107 dB

### FULL ON GAIN

Peak value at 50 dB	45 dB	57 dB
1,600 Hz (RTF)	33 dB	42 dB
HFA (High Frequency Average)	36 dB	40 dB
Reference test gain	21 dB	35 dB

### TECHNICAL FEATURES

Battery type	312	312
Battery life in hours	124	124
Frequency range	100 – 8.200 Hz	100 – 8.300 Hz
Battery current consumption	0.90 mA	0.90 mA
Equivalent noise level	18 dB	22 dB
Tinnitus noiser broadband	65 dB	
Telecoil sensitivity (1 mA/m)	64 dB	75 dB
Distortion		
500 Hz	1%	1%
800 Hz	1%	1%
1,600 Hz	1%	2%

<sup>4)</sup> Technical data measured in accordance with IEC 60118-7:2005 and ANSI S3.22-2009 at 2 ccm coupler

<sup>5)</sup> Technical data measured in accordance with IEC 60118-0 at ear simulator



**WARNING**

Small parts present a choking hazard.  
This device is not suitable for fitting to babies, small children or mentally disabled persons.

For control ranges and more programming features see Hearing Instrument Simulation of Connexx 7.5 and AudioFit 7.5 or higher.

# Mood 8 G3

Gain 60 dB



**Audio Service**

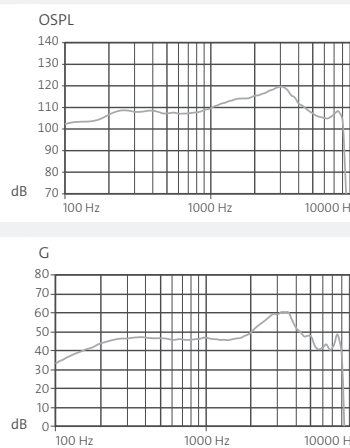
## MAXIMUM OUTPUT

Input: 90 dB

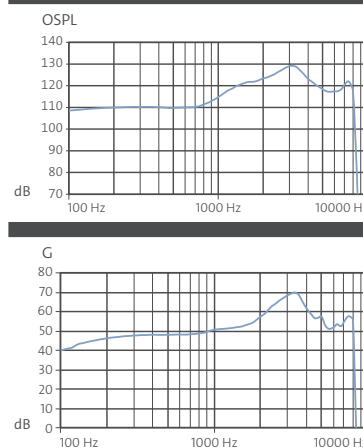
## MAXIMUM GAIN

Input: 50 dB

IEC 60118-7:2005<sup>4)</sup>  
ANSI S3.22-2009<sup>4)</sup>



IEC 60118-0<sup>5)</sup>



## TECHNICAL INFORMATION

### SATURATION OSPL 90

Peak value at 90 dB	119 dB	129 dB
1,600 Hz (RTF)	113 dB	122 dB
HFA (High Frequency Average)	113 dB	116 dB

### FULL ON GAIN

Peak value at 50 dB	60 dB	70 dB
1,600 Hz (RTF)	46 dB	53 dB
HFA (High Frequency Average)	50 dB	52 dB
Reference test gain	36 dB	46 dB

### TECHNICAL FEATURES

Battery type	312	312
Battery life in hours	112	112
Frequency range	100 – 8,200 Hz	100 – 8,300 Hz
Battery current consumption	1.00 mA	1.00 mA
Equivalent noise level	19 dB	23 dB
Tinnitus noiser broadband	70 dB	
Telecoil sensitivity (1 mA/m)	80 dB	85 dB
Distortion		
500 Hz	1%	1%
800 Hz	1%	3%
1,600 Hz	2%	3%

<sup>4)</sup> Technical data measured in accordance with IEC 60118-7:2005 and ANSI S3.22-2009 at 2 ccm coupler

<sup>5)</sup> Technical data measured in accordance with IEC 60118-0 at ear simulator



**WARNING**

Small parts present a choking hazard.  
This device is not suitable for fitting to babies, small children or mentally disabled persons.

For control ranges and more programming features see Hearing Instrument Simulation of Connexx 7.5 and AudioFit 7.5 or higher.

# Mood 8 G3

Gain 70 dB<sup>3)</sup>



**Audio Service**

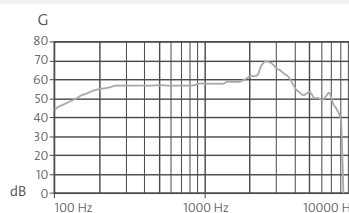
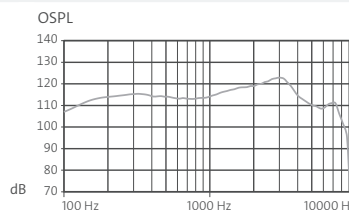
## MAXIMUM OUTPUT

Input: 90 dB

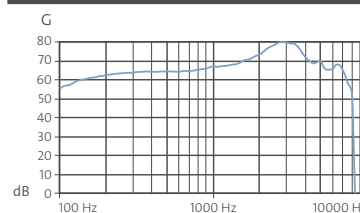
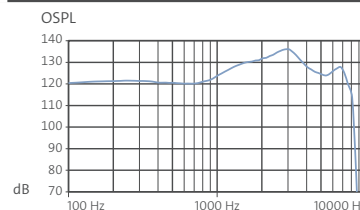
## MAXIMUM GAIN

Input: 50 dB

IEC 60118-7:2005<sup>4)</sup>  
ANSI S3.22-2009<sup>4)</sup>



IEC 60118-0<sup>5)</sup>



## TECHNICAL INFORMATION

### SATURATION OSPL 90

Peak value at 90 dB	123 dB	136 dB
1,600 Hz (RTF)	118 dB	130 dB
HFA (High Frequency Average)	118 dB	125 dB

### FULL ON GAIN

Peak value at 50 dB	70 dB	80 dB
1,600 Hz (RTF)	58 dB	70 dB
HFA (High Frequency Average)	62 dB	68 dB
Reference test gain	41 dB	55 dB

### TECHNICAL FEATURES

Battery type	312	312
Battery life in hours	112	112
Frequency range	100 – 7,800 Hz	100 – 7,800 Hz
Battery current consumption	1.00 mA	1.00 mA
Equivalent noise level	18 dB	21 dB
Tinnitus noiser broadband	75 dB	
Telecoil sensitivity (1 mA/m)	91 dB	100 dB
Distortion		
500 Hz	2%	3%
800 Hz	2%	3%
1,600 Hz	1%	2%

<sup>3)</sup> 70 dB measured with CLIC MOULD 2.0, values vary if domes are used for fitting

<sup>4)</sup> Technical data measured in accordance with IEC 60118-7:2005 and ANSI S3.22-2009 at 2 ccm coupler

<sup>5)</sup> Technical data measured in accordance with IEC 60118-0 at ear simulator



**WARNING**

Small parts present a choking hazard.  
This device is not suitable for fitting to babies, small children or mentally disabled persons.



**WARNING**

The maximum output levels of the hearing systems can reach or exceed 132 dB SPL.  
Risk of injury to the hearing of the wearer. Ensure that the hearing systems are fitted with care.

For control ranges and more programming features see Hearing Instrument Simulation of Connexx 7.5 and AudioFit 7.5 or higher.

**Audio Service GmbH** · Zeppelinstraße 9 · 32051 Herford, Germany

Fon +49 5221 3807-0 · Fax +49 5221 3807-90 · [info@audioservice.com](mailto:info@audioservice.com) · [www.audioservice.com](http://www.audioservice.com)