

Sun 8 G3

RECEIVER-IN-CANAL HEARING SYSTEM (RIC) WITH SIZE 13 BATTERY



 **Audio Service**

PRODUCT FEATURES

Receiver-in-Canal hearing system (RIC) with external receiver
For open and closed fitting

BASIC FEATURES

Dual Energy Technology: optionally usable with rechargeable battery or battery
Battery compartment as on/off switch
Rocker switch, can be programmed as a program button, on/off switch, volume control, tone control
Level-dependent signal tones/melodies (activate/deactivate) for low battery voltage, program change, volume control, on/off function
Telephone coil
Personal-Color-Concept
Audiomatic power-on delay (P) (activate/deactivate)
IP67-certified

OPTIONS



Charger Smart Power
Audiostreamer Smart Connect
Remote Control Smart Remote
Smart Connect App
Smart Remote App
External receiver S with FOG = 45 dB¹⁾
External receiver M with FOG = 60 dB¹⁾
External receiver P with FOG = 70 dB¹⁾²⁾
Customized CLIC MOULD 2.0 (Open or Power)
Click Domes (Open, Semi-open, Closed or Double)
AutoPhone set

PROGRAMMING ADAPTER

Adapter 13 Art.-No. 108 24 470

HOUSING COLORS

 Beige	 Dark gray	 Black
 Tobacco	 Silver	 Bronze
 Gray	 Pearly-white	

TECHNICAL FEATURES

24 signal processing channels / 12 frequency channels
12 AGC channels / 12 MPO channels
5 hearing programs
Data Logging
Wireless

- AudioLink
- Binaural synchronization
- Wireless audio input optional

SIGNAL PROCESSING

Anti-Feedback system G3
Noise Manager

- Adaptive noise reduction
- Wiener filter
- Adaptive wind noise reduction
- Impulse suppressor
- Auto-situation adaption

AudioTronic multi-microphone system

- Panorama
- Directional static
- Automatic
- Adaptive
- AudioSpot

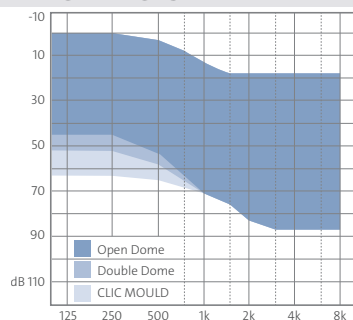
Frequency and dynamics concept

- TRC S
- Selective frequency compression

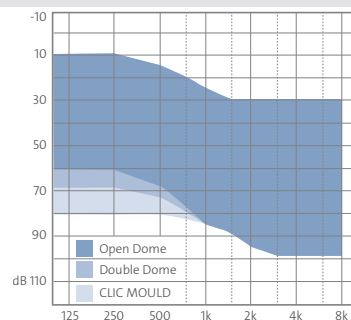
AUTOMATIC FUNCTIONS

Acclimatic
Comformatic

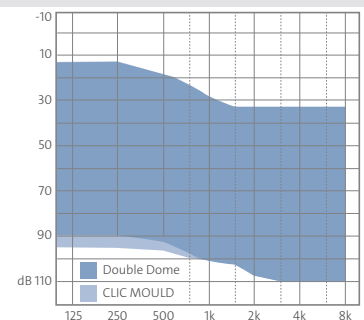
FITTING RANGES



Fitting range external receiver 45 dB



Fitting range external receiver 60 dB



Fitting range external receiver 70 dB²⁾

¹⁾ measured in accordance with IEC 60118-7:2005 and ANSI S3.22-2009

²⁾ 70 dB measured with CLIC MOULD 2.0, values vary if domes are used for fitting

P = Patent

Sun 8 G3

Gain 45 dB



Audio Service

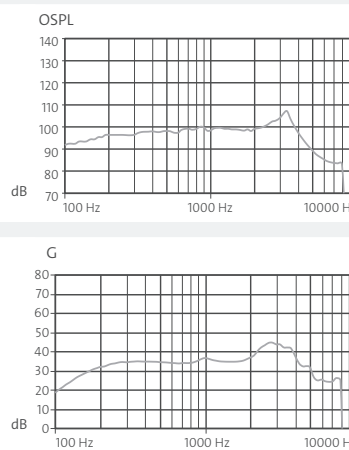
MAXIMUM OUTPUT

Input: 90 dB

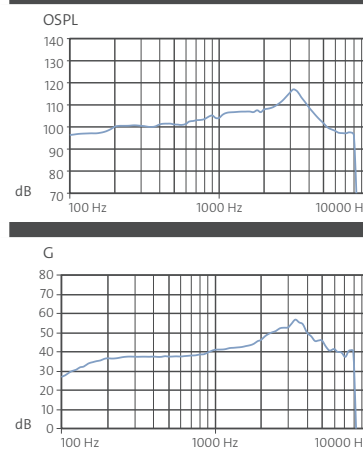
MAXIMUM GAIN

Input: 50 dB

IEC 60118-7:2005³⁾
ANSI S3.22-2009³⁾



IEC 60118-0⁴⁾



TECHNICAL INFORMATION

MAXIMUM OUTPUT

Peak value at 90 dB	108 dB	118 dB
1,600 Hz (RTF)	99 dB	108 dB
HFA (High Frequency Average)	100 dB	105 dB

FULL ON GAIN

Peak value at 50 dB	45 dB	57 dB
1,600 Hz (RTF)	35 dB	43 dB
HFA (High Frequency Average)	39 dB	42 dB
Reference test gain	23 dB	36 dB

TECHNICAL FEATURES

Battery type	13	13
Battery life in hours	226	226
Frequency range	100 – 8,200 Hz	100 – 8,300 Hz
Battery current consumption	0.90 mA	0.90 mA
Equivalent noise level	18 dB	19 dB
Telecoil sensitivity (1 mA/m)	66 dB	73 dB
Distortion		
500 Hz	1%	1%
800 Hz	1%	1%
1,600 Hz	1%	2%

³⁾ Technical data measured in accordance with IEC 60118-7:2005 and ANSI S3.22-2009 at 2 ccm coupler

⁴⁾ Technical data measured in accordance with IEC 60118-0 at ear simulator



WARNING

Small parts present a choking hazard.
This device is not suitable for fitting to babies, small children or mentally disabled persons.

For control ranges and more programming features see Hearing Instrument Simulation of Connexx 7.5 and AudioFit 7.5 or higher.

Sun 8 G3

Gain 60 dB

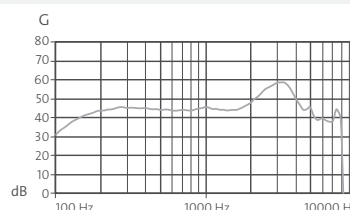
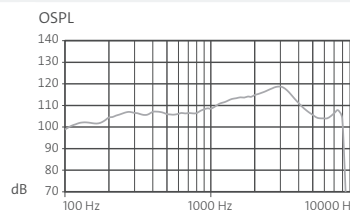


 **Audio Service**

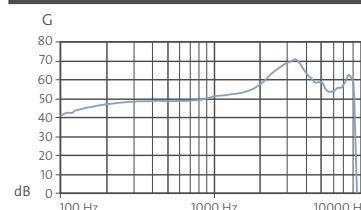
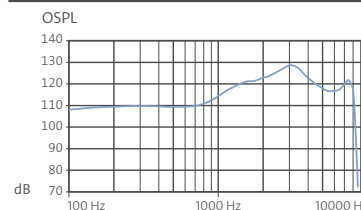
MAXIMUM OUTPUT

Input: 90 dB

IEC 60118-7:2005³⁾
ANSI S3.22-2009³⁾



IEC 60118-0⁴⁾



TECHNICAL INFORMATION

MAXIMUM OUTPUT

Peak value at 90 dB	119 dB	129 dB
1,600 Hz (RTF)	114 dB	121 dB
HFA (High Frequency Average)	113 dB	115 dB

FULL ON GAIN

Peak value at 50 dB	60 dB	71 dB
1,600 Hz (RTF)	45 dB	54 dB
HFA (High Frequency Average)	49 dB	53 dB
Reference test gain	36 dB	47 dB

TECHNICAL FEATURES

Battery type	13	13
Battery life in hours	185	185
Frequency range	100 – 8,200 Hz	100 – 8,300 Hz
Battery current consumption	1.10 mA	1.10 mA
Equivalent noise level	19 dB	23 dB
Telecoil sensitivity (1 mA/m)	78 dB	84 dB
Distortion		
500 Hz	1%	1%
800 Hz	1%	2%
1,600 Hz	2%	1%

³⁾ Technical data measured in accordance with IEC 60118-7:2005 and ANSI S3.22-2009 at 2 ccm coupler

⁴⁾ Technical data measured in accordance with IEC 60118-0 at ear simulator



WARNING

Small parts present a choking hazard.
This device is not suitable for fitting to babies, small children or mentally disabled persons.

For control ranges and more programming features see Hearing Instrument Simulation of Connexx 7.5 and AudioFit 7.5 or higher.

Sun 8 G3

Gain 70 dB²⁾



Audio Service

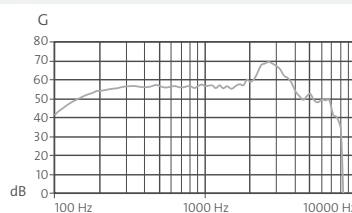
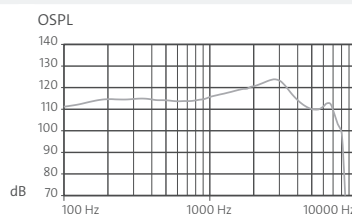
MAXIMUM OUTPUT

Input: 90 dB

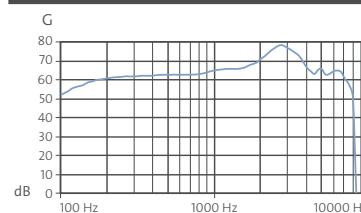
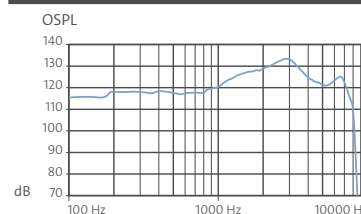
MAXIMUM GAIN

Input: 50 dB

IEC 60118-7:2005³⁾
ANSI S3.22-2009³⁾



IEC 60118-0⁴⁾



TECHNICAL INFORMATION

MAXIMUM OUTPUT

Peak value at 90 dB	124 dB	133 dB
1,600 Hz (RTF)	119 dB	127 dB
HFA (High Frequency Average)	119 dB	122 dB

FULL ON GAIN

Peak value at 50 dB	70 dB	80 dB
1,600 Hz (RTF)	57 dB	68 dB
HFA (High Frequency Average)	61 dB	68 dB
Reference test gain	42 dB	53 dB

TECHNICAL FEATURES

Battery type	13	13
Battery life in hours	203	203
Frequency range	100 – 7,500 Hz	100 – 8,100 Hz
Battery current consumption	1.00 mA	1.00 mA
Equivalent noise level	18 dB	20 dB
Telecoil sensitivity (1 mA/m)	83 dB	89 dB
Distortion		
500 Hz	1%	3%
800 Hz	2%	3%
1,600 Hz	1%	2%

²⁾ 70 dB measured with CLIC MOULD 2.0, values vary if domes are used for fitting

³⁾ Technical data measured in accordance with IEC 60118-7:2005 and ANSI S3.22-2009 at 2 ccm coupler

⁴⁾ Technical data measured in accordance with IEC 60118-0 at ear simulator



WARNING

Small parts present a choking hazard.
This device is not suitable for fitting to babies, small children or mentally disabled persons.



WARNING

The maximum output levels of the hearing systems can reach or exceed 132 dB SPL.
Risk of injury to the hearing of the wearer. Ensure that the hearing systems are fitted with care.

For control ranges and more programming features see Hearing Instrument Simulation of Connexx 7.5 and AudioFit 7.5 or higher.

Audio Service GmbH · Zeppelinstraße 9 · 32051 Herford, Germany
Telephone +49 5221 3807-0 · Fax +49 5221 3807-90 · info@audioservice.com · www.audioservice.com