

Icon 4 G3 Mini-CIC

WITH BATTERY SIZE 10



 **Audio Service**

PRODUCT FEATURES

Custom-made Mini-CIC
Components as small as possible
Receiver with dual-chamber technology

BASIC FEATURES

Battery compartment as on/off switch with loss protection
Situation push button for program change (integrated in battery compartment lid)
Level-dependent signal tones/melodies (activate/deactivate) for low battery voltage, program change, on/off function
Audiomatic power-on delay (P) (activate/deactivate)
Wax guard HF 4 Black
Carbon removal line

OPTIONS



Smart Remote App
Microphone filter Microsafe

PROGRAMMING CABLES

Programming cable, right	Art.-No. 105 40 984
Programming cable, left	Art.-No. 105 40 985

TECHNICAL FEATURES

16 signal processing channels / 8 frequency channels
8 AGC channels / 8 MPO channels
4 hearing programs
Data Logging

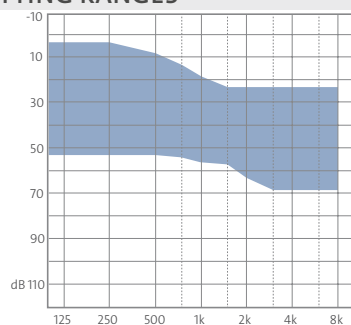
SIGNAL PROCESSING

Anti-Feedback system G3
Noise Manager
 > Adaptive noise reduction (on/off)
 > Wiener filter (on/off)
Frequency and dynamics concept
 > TRC S
 > Selective frequency compression

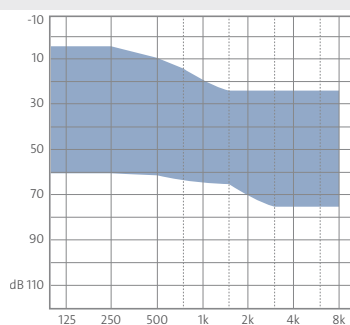
AUTOMATIC FUNCTIONS

Acclimatic

FITTING RANGES



Fitting range 35 dB



Fitting range 40 dB

P = Patent

For more information about features please check out our website www.audioservice.com

Icon 4 G3 Mini-CIC

Gain 35 dB



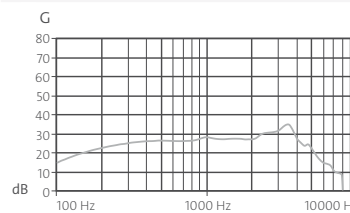
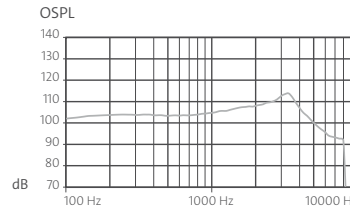
MAXIMUM OUTPUT

Input: 90 dB

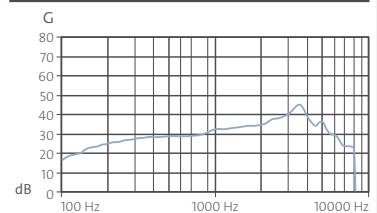
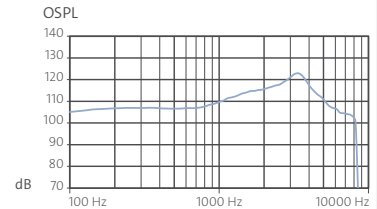
MAXIMUM GAIN

Input: 50 dB

IEC 60118-7:2005¹⁾
ANSI S3.22-2009¹⁾



IEC 60118-0²⁾



TECHNICAL INFORMATION

MAXIMUM OUTPUT

Peak value at 90 dB	115 dB	125 dB
1,600 Hz (RTF)	108 dB	116 dB
HFA (High Frequency Average)	108 dB	111 dB

FULL ON GAIN

Peak value at 50 dB	35 dB	45 dB
1,600 Hz (RTF)	27 dB	34 dB
HFA (High Frequency Average)	29 dB	35 dB
Reference test gain	26 dB	27 dB

TECHNICAL FEATURES

Battery type	10	10
Battery life in hours	90	90
Frequency range	100 – 8,000 Hz	100 – 8,250 Hz
Battery current consumption	0.70 mA	0.70 mA
Equivalent noise level	24 dB	23 dB
Distortion		
500 Hz	1%	1%
800 Hz	2%	2%
1,600 Hz	1%	2%

¹⁾ Technical data measured in accordance with IEC 60118-7:2005 and ANSI S3.22-2009 at 2 ccm coupler

²⁾ Technical data measured in accordance with IEC 60118-0 at ear simulator



WARNING

Small parts present a choking hazard.
This device is not suitable for fitting to babies, small children or mentally disabled persons.

For control ranges and more programming features see Hearing Instrument Simulation of Connexx 8.1 and AudioFit 8.1 or higher.

Icon 4 G3 Mini-CIC

Gain 40 dB



Audio Service

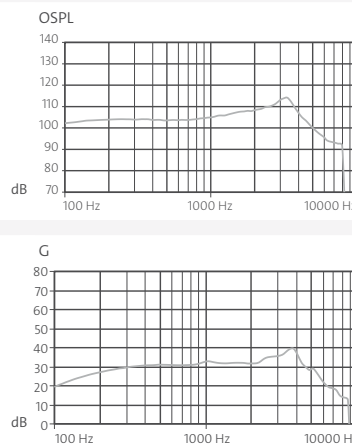
MAXIMUM OUTPUT

Input: 90 dB

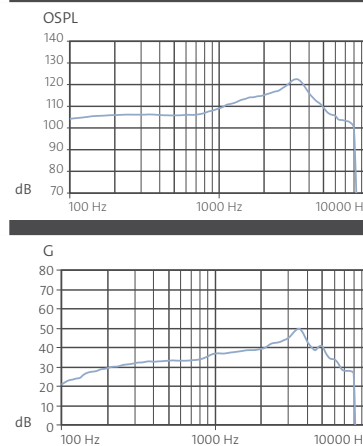
MAXIMUM GAIN

Input: 50 dB

IEC 60118-7:2005¹⁾
ANSI S3.22-2009¹⁾



IEC 60118-0²⁾



TECHNICAL INFORMATION

MAXIMUM OUTPUT

Peak value at 90 dB	115 dB	125 dB
1,600 Hz (RTF)	108 dB	116 dB
HFA (High Frequency Average)	108 dB	111 dB

FULL ON GAIN

Peak value at 50 dB	40 dB	50 dB
1,600 Hz (RTF)	32 dB	39 dB
HFA (High Frequency Average)	33 dB	37 dB
Reference test gain	31 dB	32 dB

TECHNICAL FEATURES

Battery type	10	10
Battery life in hours	90	90
Frequency range	100 – 8,000 Hz	100 – 8,250 Hz
Battery current consumption	0.70 mA	0.70 mA
Equivalent noise level	24 dB	23 dB
Distortion		
500 Hz	1%	1%
800 Hz	2%	2%
1,600 Hz	1%	2%

¹⁾ Technical data measured in accordance with IEC 60118-7:2005 and ANSI S3.22-2009 at 2 ccm coupler

²⁾ Technical data measured in accordance with IEC 60118-0 at ear simulator



WARNING

Small parts present a choking hazard.
This device is not suitable for fitting to babies, small children or mentally disabled persons.

For control ranges and more programming features see Hearing Instrument Simulation of Connexx 8.1 and AudioFit 8.1 or higher.